

Da Pool Rules



Mission

To win! You accomplish your mission by picking the team of 10 NHL players who have the highest total points (goals and assists) at the end of the NHL playoffs.

Fee

\$20

Materials

In addition to these rules, you need a pencil, an eraser, DA Stanley Cup Playoff Format, DA NHL Player Stats, DA Picks sheet, some munchies and a little luck.

Rules of Play

1. Look over DA Stanley Cup Playoff Format, DA NHL Player Stats, and DA Picks sheet. Study the statistics so that you are familiar with the teams and the players in the playoffs.

Note: DA NHL Stanley Cup Playoff Format sheet helps narrow your choice of teams and players.

2. Place your Cool Name Card in the Cool hat.
3. The first poolster selected from the hat selects first in the draft. Write the poolster's name in the first draft position on DA Picks sheet (under Poolster #1). See Figure 1.

As the names are selected from the Cool hat, continue writing the names in the corresponding draft positions.

4. The poolster with the first draft pick

announces the name and team of the player drafted. Write this information in the correct box of your personal DA Picks sheet and cross off the players' name on your personal DA NHL Player Stats sheet.

Poolsters will continue to draft according to their draft position until each poolster has made one selection.

5. After the poolster with the last draft position has selected a player, this poolster will immediately select a second player for their team. Then the draft will continue in ascending order of draw positions. See Figure 1. This pattern continues until all 10 players are selected for each team.
6. After all the selections have been made, there will be an opportunity to trade with other poolsters. Trade or keep any or all of your players within the 10 minute trading time.




Figure 1: Poolster Names and Pick Order

Fouls

NO changing your pick after you have announced it to the rest of the poolsters.

NO trading after the deadline.

NO swearing, kicking, or crying.

Results

Bi-weekly updates will be forwarded to you through e-mail or a telephone message. The final statistics and ranking will be mailed to you after the last round of the NHL playoffs.

Winners

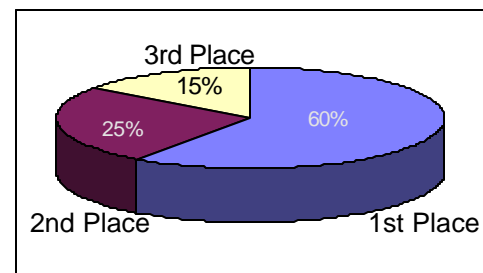
The money in the pot equals the number of poolsters multiplied by \$10. Figure 2 shows how the money is split between the winners.

Figure 2: Winners Shares

Note: Ties between poolsters share the booty. For example, 2 players tied for first share first and second place moola evenly.

Losers

Last Place wins 100 percent of the Don Cherry award.

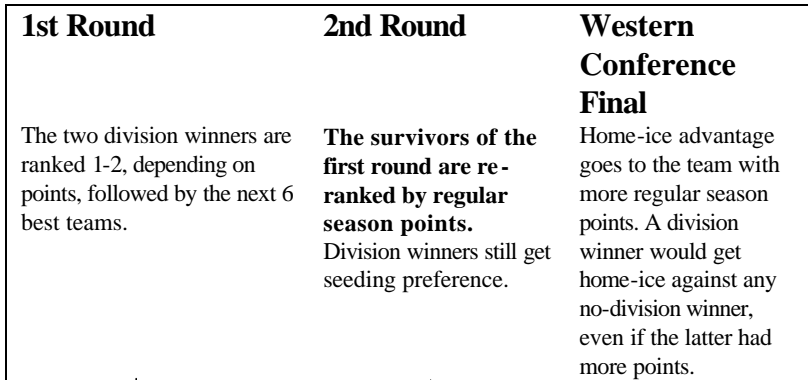


Important Binding Contract:

Report any discrepancies with the stats as soon as possible to the head Poolster who can not be held liable for anything. So don't sue.

DA Stanley Cup Playoff Format


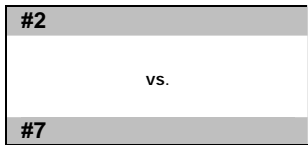
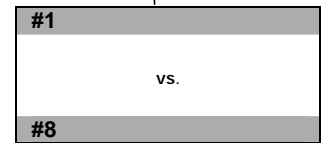
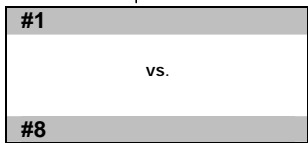
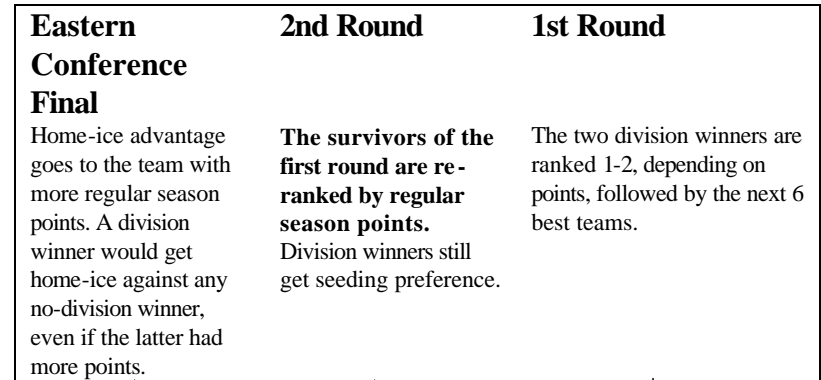
Eastern Conference



Stanley Cup Champion

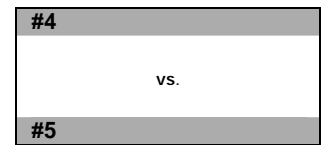
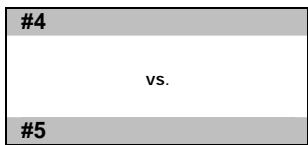
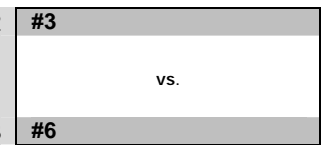

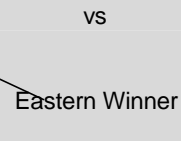
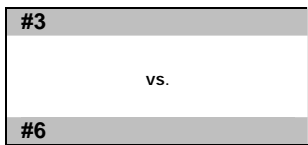
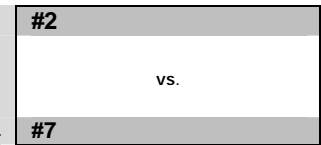

Home-ice will be determined solely by the highest number of regular season points. Games will be played on a 2-2-1-1-1 basis.

Western Conference



Western Winner

Eastern Winner



DA Picks

Round	Poolster #1-	Poolster #2-	Poolster #3-	Poolster #4-	Poolster #5-	Poolster #6-	Poolster #7-	Poolster #8-	Poolster #9-	Poolster #10-	Poolster #11-	Poolster #12-	Poolster #13-
1	Player Name/Team	Player Name/Team	Player Name/Team	Player Name/Team	Player Name/Team	Player Name/Team	Player Name/Team	Player Name/Team	Player Name/Team	Player Name/Team	Player Name/Team	Player Name/Team	Player Name/Team
2													
3													
4													
5													
6													
7													
8													
9													
10													